

Sigma with the SitRite seating system is designed to provide extra support and comfort to the user. With a stable sitting position, it creates increased endurance and optimizes the ability to use arms and head.



Variant

- Electric
- Gas

Option (if not choosed, quote will be sent)

- Order
- Quote

Chassi

- Chassis Sigma lever brake cpl.
- Chassi Sigma Wire brake for 2 wheel complete
- Chassi Sigma wire brake for 4 wheel complete
- Electric brake 24v Euroflex work chair

Seat cross

- Seat cross Sigma
- Seat cross rotation Sigma

Brake addition

- Braked swivel castor with pin cpl
- Brake lever 40 cm
- Brake lever 50 cm
- Foot brake pedal 6-sided, cpl
- Brake lever rheumatic cross

Seat lift - Gas

- Gas Spring, 320N Stroke 95 mm, user weight 30-50 kg
- Gas Spring, 320N Stroke 155 mm, user weight 30-50 kg
- Gas Spring, 320N Stroke 200 mm, user weight 30-50 kg
- Gas Spring, 400N Stroke 155 mm, user weight 50-90 kg
- Gas Spring, 400N Stroke 200 mm, user wight 50-90 kg
- Gas Spring, 400N Stroke 95 mm, user weight 50-90 kg
- Gas Spring, 500N Stroke 155 mm, user weight 90-140 kg
- Gas Spring, 500N Stroke 200 mm, user weight 90-140 kg
- Gas Spring, 500N Stroke 95 mm, user weight 90-140 kg

Seat lift - Electric

- Lifting column Sigma 100 mm
- Lifting column Sigma 140 mm
- Lifting column Sigma 180 mm
- Lifting column Sigma 250 mm

Tilt

- Tilt manual
- Tilt with crank Sigma
- Electric tilt 24v Euroflex work chair
- Tilt with gasspring Sigma

Back adjustment

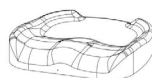
- Backrest multi-back manual
- Back electric Sigma
- Back angle with gas piston

Seat

Seat system available in SitRite, SitRite flat, Forma, Forma skai and Forma Coxit

SitRite (w x d, cm)

- 36x40
- 36x45
- 40x40
- 45x45
- 45x50
- 50x50



SitRite Flat seat (w x d,cm)

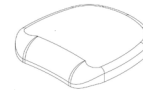
- 36x45
- 40x40
- 40x45
- 45x45
- 45x50
- 50x50



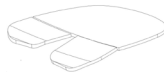
- Forma**
- 40x40
 - 40x45
 - 45x45
 - 50x50



- Forma Skai**
- 40x40
 - 40x45
 - 45x45
 - 50x50



- Forma Coxit**
- 45x45



Back rest

Back rest cushions are available in SitRite, SitRite LS - Lateral Support, Classic, Classic Skai, Slingback

- SitRite (w x d, cm)**
- 30x37
 - 37x43
 - 42x45
 - 47x47



- SitRite LS (w x d, cm)**
- 28x45
 - 33x47



- Classic (w x d, cm)**
- 35x30
 - 35x44
 - 40x30
 - 40x44



- Classic Skai (w x d, cm)**
- 35x30
 - 35x44
 - 40x30
 - 40x44



- Slingback (w x d, cm)**
- Back Slingback with Multiback bracket
 - Back Slingback with Multiback bracket



Armrest plate

- Right side (l x h, cm)**
- 30x3
 - 30x5
 - 40x3
 - 40x5
 - 30x3 Enhanced
 - 30x5 Enhanced
 - 40x3 Enhanced
 - 40x5 Enhanced

- Left side (l x h, cm)**
- 30x3
 - 30x5
 - 40x3
 - 40x5
 - 30x3 Enhanced
 - 30x5 Enhanced
 - 40x3 Enhanced
 - 40x5 Enhanced

Armrest bracket

Right side

Foldable

- Armrest Foldable Adult right
- Armrest Foldable Adult, left

Non-foldable

- Adjustment armrest width and height

Left side

Foldable

- Armrest Foldable Adult right
- Armrest Foldable Adult, left

Non-foldable

- Adjustment armrest width and height

Side support for hip and thigh

- Side support SitRite 10x24 cm, right
- Side support SitRite 10x24 cm, left
- Side support SiteRite 10x32 cm, right
- Side support SitRite 10x32 cm, left
- Side support Forma 10x24 cm, right
- Side support Forma 10x24 cm, left
- Side support Forma 10x32 cm, right
- Side support Forma 10x32 cm, left
- Side support Classic 10x24 cm, right
- Side support Classic 10x24 cm, left
- Side support Classic 10x32 cm, right
- Side support classic 10x32 cm, left
- Side support 10x24 cm for foldable armrest, right
- Side support 10x24 cm for foldable armrest, left
- Side support 10x32 cm for foldable armrest, right
- Side support 10x32 cm for foldable armrest, left

Accessories

Head support

- Head restraint SitRite multi-adjustable
- Head restraint SitRite 22-36 cm
- Head restraint SitRite low, range 17-26 cm
- Head restraint Forma Comfort

- Head restraint Forma Aktiv
- Head restraint Forma Comfort short
- Head restraint Forma Aktiv short
- Head restraint for Slingback back
- Head restraint SitRite/-LS adjustable laterally
- Head restraint adjustable sideways
- Head restraint SitRite,SitRite LS,ABC, low
- Head restraint SitRite / SitRite LS / ABC
- Head restraint Sitrite/ LS/ ABC for Slingback
- Head restraint ABC for Classic/Comfort
- Head restraint Comfort I/Classic with bracket
- Head restraint Slingback Comfort

Leg support

- Foot ring Sigma
- Foot plate, center mounted,metal
- Foot plate long with large foot plate,center mount
- Leg support ABC short, large foot plate, Right
- Leg support ABC short, large foot plate, Left
- Leg support long (h 36-45 cm) right, large footplate
- Leg support long (h 36-45 cm) left, large footplate
- Leg support Etac right cpl
- Leg support Etac left cpl
- Leg support Etac incl calf plate, right
- Leg support Etac incl Calf plate, left
- Leg support adapter Etac right incl. width adjuste
- Leg support adapter Etac left incl. width adjuster
- Amputation leg support right
- Amputation leg support left
- Footpeg cpl Junior
- Rubber mat for metal footplate
- Side frame high for foot plate metal, h: 7 cm
- Side frame for foot plate metal, h: 3,5 cm

Trunk support

- Trunk support SitRite swingable 13x13 cm, left
- Trunk support SitRite swingable 13x13 cm, right
- Trunk support Forma 13x13 cm, right
- Trunk support Forma 13x13 cm, left
- Side support adult plate 13x13 cm, right
- Side support adult plate 13x13 cm, left
- Trunk support Comfort/Sitrite, right
- Trunk support Comfort/Sitrite, left
- Trunk support reinforced SitRite small, pair

Other Accessories

- Hip Belt
- 4-point seatbelt cpl. SitRite
- Chest harness SitRite
- 4-point belt attachment, pair
- Mounting kit chest harness
- Mounting kit 4-Sele, upper attachment incl.
- Lower belt attachment cpl
- Push handles Sigma
- Lombal cushion 16x30 cm, included pump
- Split table tray, adult, foldable
- Tray Euroflex foldable

Covers

- Incontinence cover seat SitRite 36x45 cm
- Incontinence cover seat SitRite 40x40 cm
- Incontinence cover seat SitRite 40x45 cm
- Incontinence cover seat SitRite 45x45 cm
- Incontinence cover seat SitRite 45x50 cm
- Incontinence cover seat SitRite 50x50 cm
- Incontinence cover seat SitRite 36x40 cm

- Incontinence cover seat Forma 40x40 cm
- Incontinence cover seat Forma 40x45 cm
- Incontinence cover seat Forma 45x45 cm
- Incontinence cover seat Forma 50x50 cm

- Incontinence cover seat SitRite 36x40 cm SR3
- Incontinence cover seat SitRite 36x45 cm SR3
- Incontinence cover seat SitRite 40x45 cm SR3
- Incontinence cover seat SitRite 45x45 cm SR3
- Incontinence cover seat SitRite 45x50 cm SR3
- Incontinence cover seat SitRite 50x50 cm SR3

- Incontinence cover seat Forma 40x40 cm SR3
- Incontinence cover seat Forma 40x45 cm SR3
- Incontinence cover Seat Forma 45x45 cm SR3
- Incontinence cover Seat Forma 50x50 cm SR3

- Cover back Classic 35x30 cm
- Cover back Classic 35x44 cm
- Cover back Classic 40x30 cm
- Cover back Classic 40x44 cm

- Cover back SitRite LS 28x45 cm
- Cover back SitRite LS 33x47 cm

- Cover back SitRite 35x43 cm
- Cover back SitRite 40x45 cm
- Cover back SitRite 45x47 cm

- Cover seat Forma, 40x40 cm
- Cover seat Forma 40x45 cm
- Cover seat Forma 45x45 cm
- Cover seat Forma 50x50 cm

- Cover seat SitRite 40x40 cm
- Cover seat SitRite 40x45 cm
- Cover seat SitRite 50x50 cm
- Cover seat SitRite 36x45 cm
- Cover seat SitRite 45x45 cm
- Cover seat SitRite 45x50 cm

Notes: